공시일	2011-08-18
기준일	2011-08-17

스마트코스피200인덱스1호(주식-파생형)(종)

1. 계약금액

(단위:백만원)

구분	거래대상	거래유형	매수(1)	매도(2)	순포지션(1-2)	비고
신규	유가증권	선물	0	0	0	장내
누계	유가증권	선물	1,118	0	1,118	장내

2. 만기시점의 손익구조

KR4101F90002-2011-09 지수선물

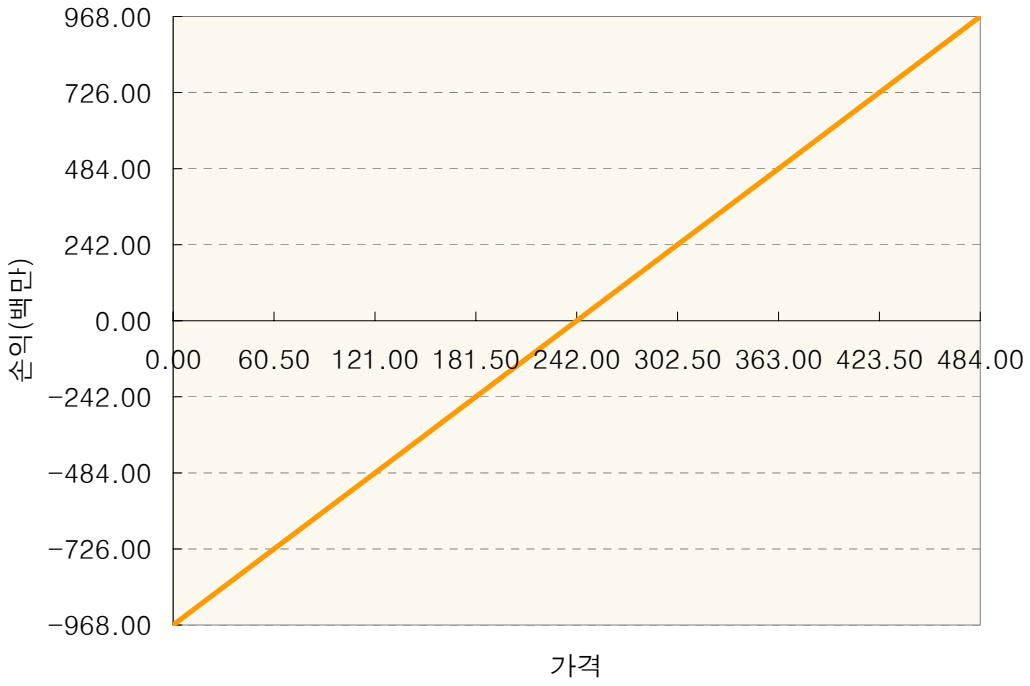

KR4111F90001-2011-09 삼성전자개별선물

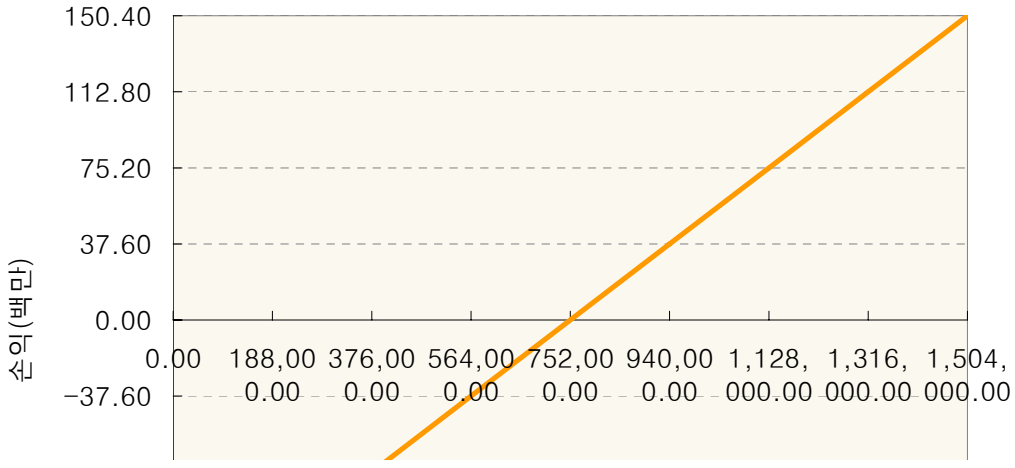



3. 시나리오별 손익구조변동(최대손실예상금액)

(단위:백만원)

KR4101F900 2011-09 지수선물							78
	기초자산의 변동성						
가격	-25.00%	-16.67%	-8.33%	0%	8.33%	16.67%	25.00%
-8.00%	-77.9	-77.9	-77.9	-77.9	-77.9	-77.9	-77.9
-5.33%	-51.9	-51.9	-51.9	-51.9	-51.9	-51.9	-51.9
-2.67%	-26	-26	-26	-26	-26	-26	-26
0%	0	0	0	0	0	0	0
2.67%	26	26	26	26	26	26	26
5.33%	51.9	51.9	51.9	51.9	51.9	51.9	51.9
8.00%	77.9	77.9	77.9	77.9	77.9	77.9	77.9
KR4111F900 2011-09 삼성전자개별선물							12
	기초자산의 변동성						
가격	-25.00%	-16.67%	-8.33%	0%	8.33%	16.67%	25.00%
-8.00%	-12	-12	-12	-12	-12	-12	-12
-5.33%	-8	-8	-8	-8	-8	-8	-8
-2.67%	-4	-4	-4	-4	-4	-4	-4
0%	0	0	0	0	0	0	0
2.67%	4	4	4	4	4	4	4
5.33%	8	8	8	8	8	8	8
8.00%	12	12	12	12	12	12	12

4. 파생상품의 최대손실예상금액(VaR : 99%유의수준,10일기준)

(단위:백만원)

97

공시일	2011-08-18
기준일	2011-08-17

달마다행복모(주식혼합-파생형)

1. 계약금액

(단위:백만원)

구분	거래대상	거래유형	매수(1)	매도(2)	순포지션(1-2)	비고
신규	유가증권	선물	0	0	0	장내
신규	유가증권	옵션	0	0	0	장내
누계	유가증권	선물	242	0	242	장내
누계	유가증권	옵션	0	495	-495	장내

2. 만기시점의 손익구조

KR4101F90002-2011-09 지수선물

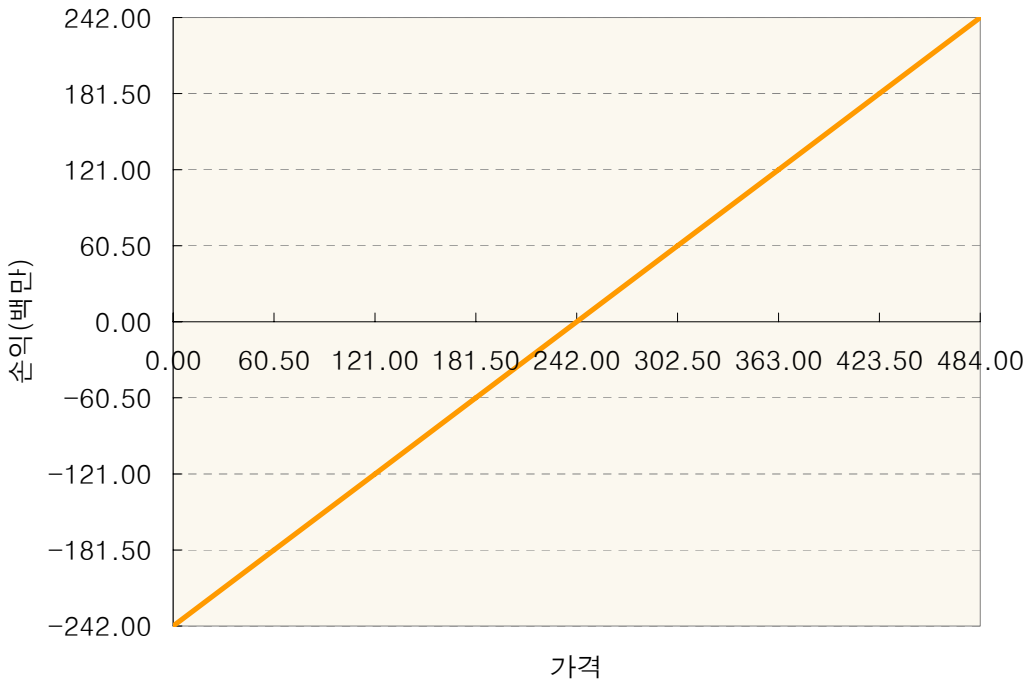

KR4201F92477-2011-09 콜247.5

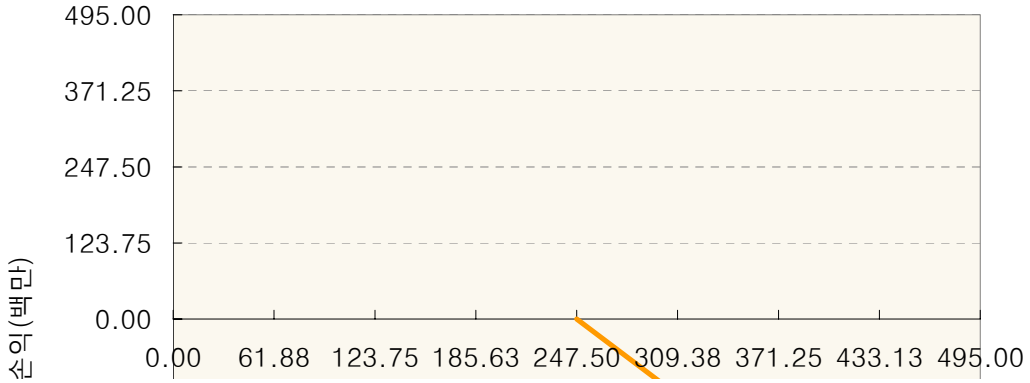

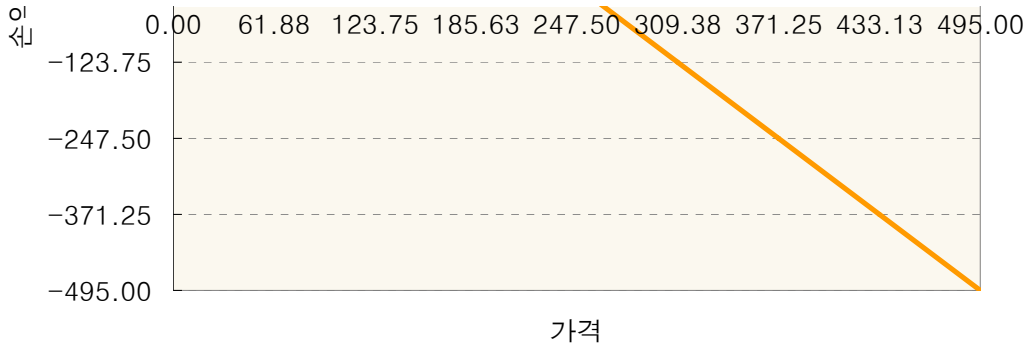

3. 시나리오별 손익구조변동(최대손실예상금액)

(단위:백만원)

KR4101F900 2011-09 지수선물							19
	기초자산의 변동성						
가격	-25.00%	-16.67%	-8.33%	0%	8.33%	16.67%	25.00%
-8.00%	-19.5	-19.5	-19.5	-19.5	-19.5	-19.5	-19.5
-5.33%	-13	-13	-13	-13	-13	-13	-13
-2.67%	-6.5	-6.5	-6.5	-6.5	-6.5	-6.5	-6.5
0%	0	0	0	0	0	0	0
2.67%	6.5	6.5	6.5	6.5	6.5	6.5	6.5
5.33%	13	13	13	13	13	13	13
8.00%	19.5	19.5	19.5	19.5	19.5	19.5	19.5
KR4201F924 2011-09 콜247.5							27
	기초자산의 변동성						
가격	-25.00%	-16.67%	-8.33%	0%	8.33%	16.67%	25.00%
-8.00%	9.2	9	8.8	8.5	8.1	7.7	7.3
-5.33%	8.6	8.2	7.7	7.1	6.5	5.8	5.1
-2.67%	6.8	6.1	5.3	4.4	3.6	2.7	1.8
0%	3.1	2.1	1	0	-1	-2.1	-3.1
2.67%	-3.3	-4.4	-5.4	-6.5	-7.5	-8.6	-9.7
5.33%	-12.3	-13.1	-14	-15	-15.9	-16.9	-17.9
8.00%	-23.2	-23.8	-24.4	-25.1	-25.8	-26.6	-27.4

4. 파생상품의 최대손실예상금액(VaR : 99%유의수준,10일기준)

(단위:백만원)

46

공시일	2011-08-18
기준일	2011-08-17

BEST인덱스플러스알파1호(주식-파생형)(종)

1. 계약금액

(단위:백만원)

구분	거래대상	거래유형	매수(1)	매도(2)	순포지션(1-2)	비고
신규	유가증권	선물	0	0	0	장내
누계	유가증권	선물	680	242	438	장내

2. 만기시점의 손익구조

KR4101F90002-2011-09 지수선물

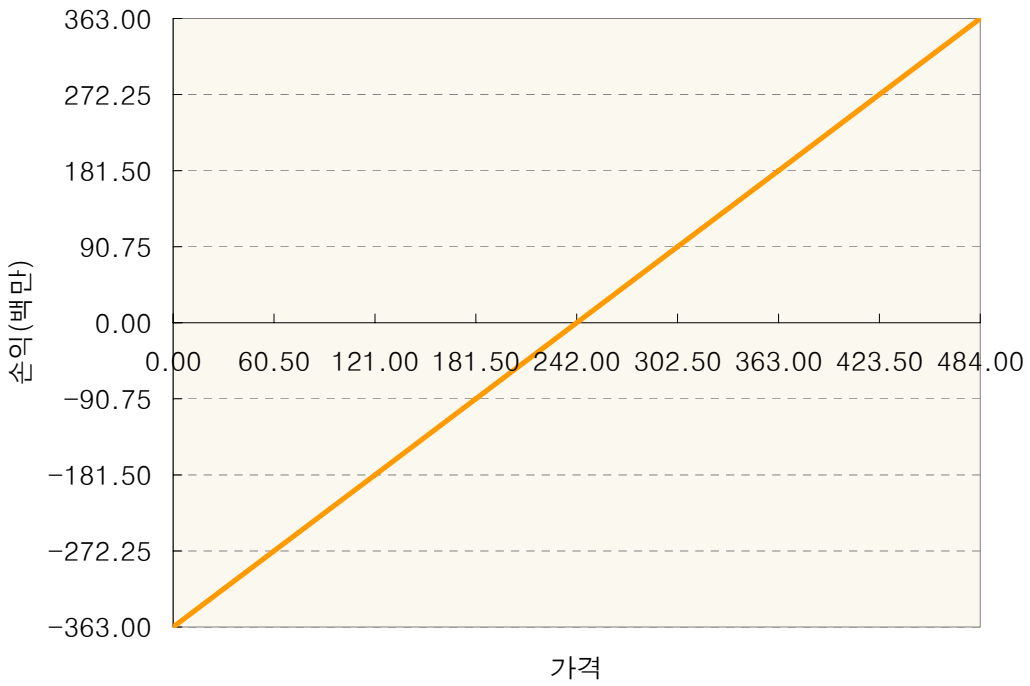

KR4111F90001-2011-09 삼성전자개별선물

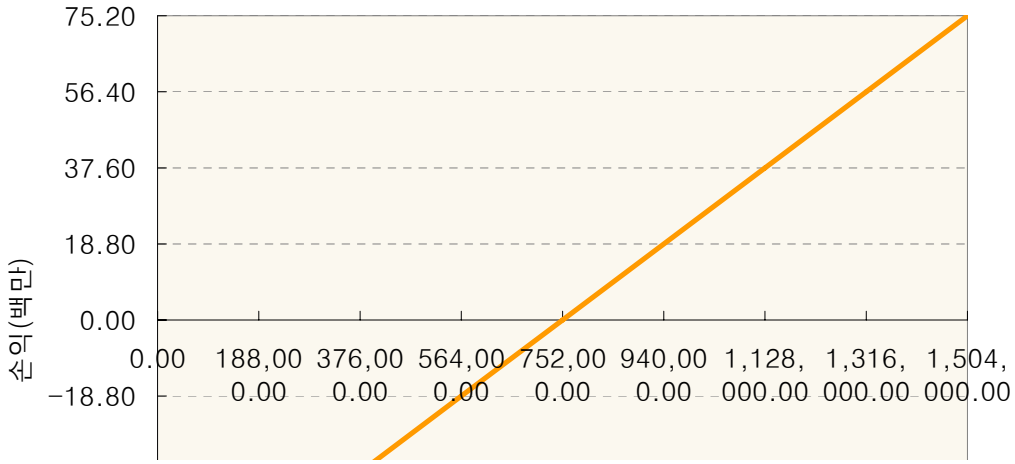



3. 시나리오별 손익구조변동(최대손실예상금액)

(단위:백만원)

KR4101F900 2011-09 지수선물							29
	기초자산의 변동성						
가격	-25.00%	-16.67%	-8.33%	0%	8.33%	16.67%	25.00%
-8.00%	-29.2	-29.2	-29.2	-29.2	-29.2	-29.2	-29.2
-5.33%	-19.5	-19.5	-19.5	-19.5	-19.5	-19.5	-19.5
-2.67%	-9.7	-9.7	-9.7	-9.7	-9.7	-9.7	-9.7
0%	0	0	0	0	0	0	0
2.67%	9.7	9.7	9.7	9.7	9.7	9.7	9.7
5.33%	19.5	19.5	19.5	19.5	19.5	19.5	19.5
8.00%	29.2	29.2	29.2	29.2	29.2	29.2	29.2
KR4111F900 2011-09 삼성전자개별선물							6
	기초자산의 변동성						
가격	-25.00%	-16.67%	-8.33%	0%	8.33%	16.67%	25.00%
-8.00%	-6	-6	-6	-6	-6	-6	-6
-5.33%	-4	-4	-4	-4	-4	-4	-4
-2.67%	-2	-2	-2	-2	-2	-2	-2
0%	0	0	0	0	0	0	0
2.67%	2	2	2	2	2	2	2
5.33%	4	4	4	4	4	4	4
8.00%	6	6	6	6	6	6	6

4. 파생상품의 최대손실예상금액(VaR : 99%유의수준,10일기준)

(단위:백만원)

38

공시일	2011-08-18
기준일	2011-08-17

Tops모아펀더멘탈인덱스1호(주식-파생형)

1. 계약금액

(단위:백만원)

구분	거래대상	거래유형	매수(1)	매도(2)	순포지션(1-2)	비고
신규	유가증권	선물	0	0	0	장내
누계	유가증권	선물	363	0	363	장내

2. 만기시점의 손익구조

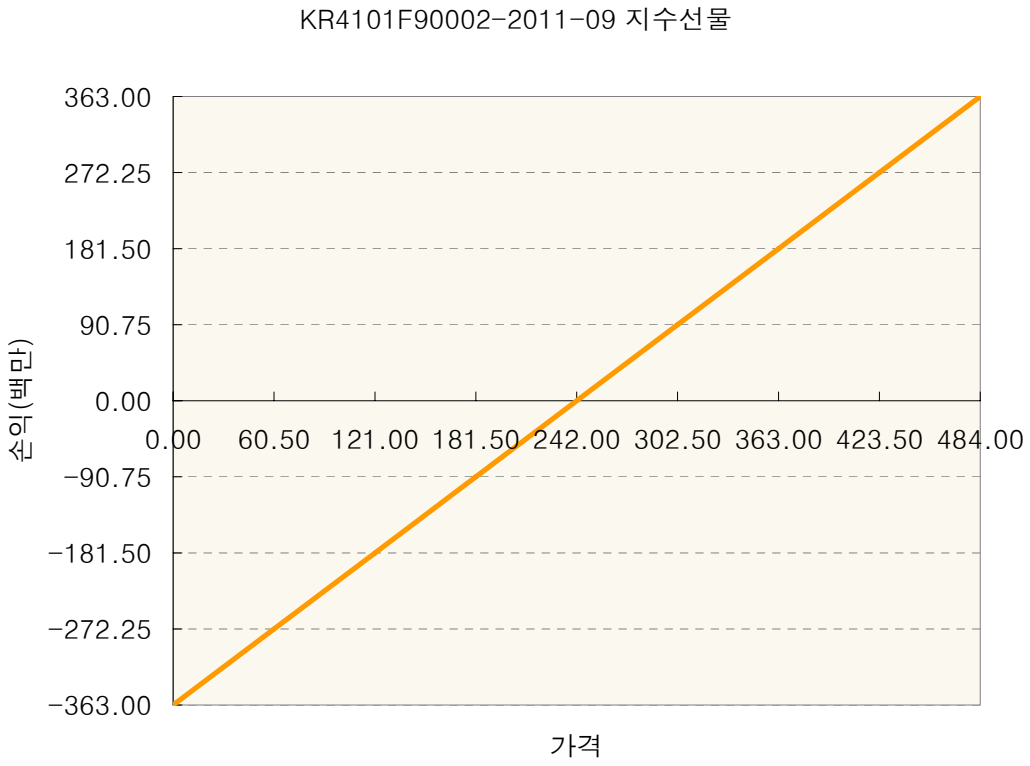

3. 시나리오별 손익구조변동(최대손실예상금액)

(단위:백만원)

KR4101F900 2011-09 지수선물 29

	기초자산의 변동성						
가격	-25.00%	-16.67%	-8.33%	0%	8.33%	16.67%	25.00%
-8.00%	-29.2	-29.2	-29.2	-29.2	-29.2	-29.2	-29.2
-5.33%	-19.5	-19.5	-19.5	-19.5	-19.5	-19.5	-19.5
-2.67%	-9.7	-9.7	-9.7	-9.7	-9.7	-9.7	-9.7
0%	0	0	0	0	0	0	0
2.67%	9.7	9.7	9.7	9.7	9.7	9.7	9.7
5.33%	19.5	19.5	19.5	19.5	19.5	19.5	19.5
8.00%	29.2	29.2	29.2	29.2	29.2	29.2	29.2

4. 파생상품의 최대손실예상금액(VaR : 99%유의수준,10일기준)

(단위:백만원)

31

공시일	2011-08-18
기준일	2011-08-17

메탈인덱스플러스모(채권-파생형)

1. 계약금액

(단위:백만원)

구분	거래대상	거래유형	매수(1)	매도(2)	순포지션(1-2)	비고
신규	선물	유가증권	0	0	0	
신규	유가증권	선물	0	0	0	
누계	선물	유가증권	42	0	42	
누계	유가증권	선물	2,312	634	1,677	

2. 만기시점의 손익구조

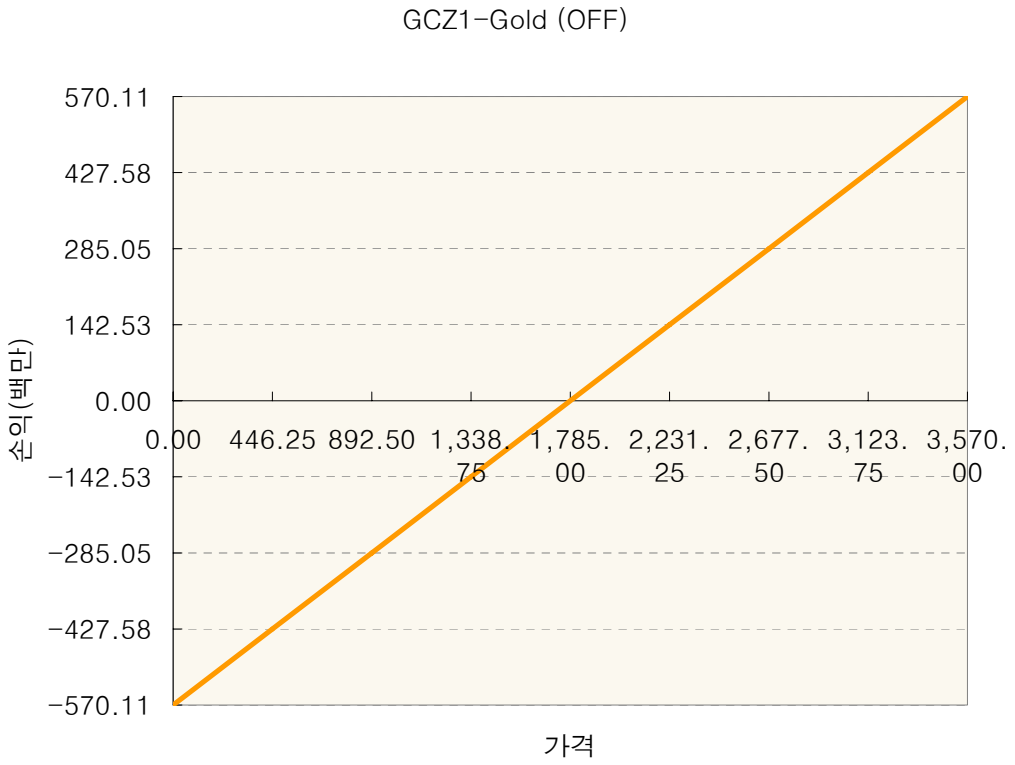

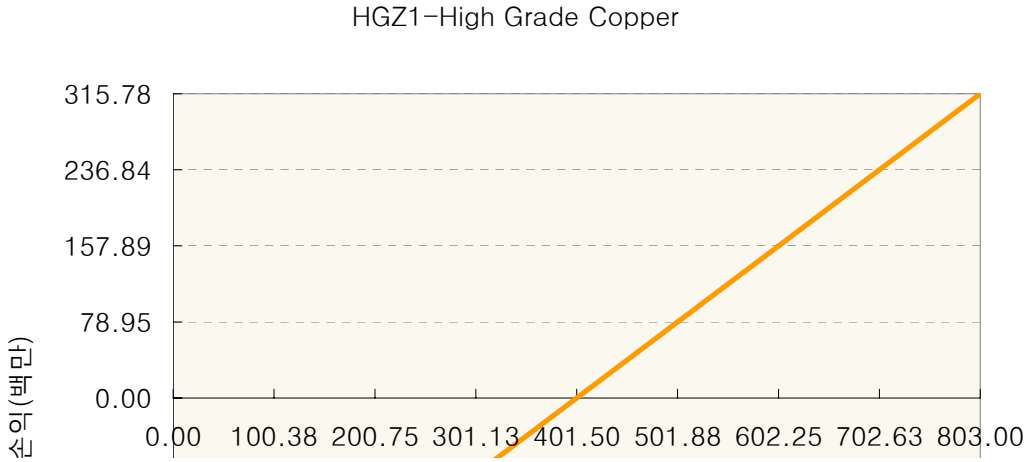

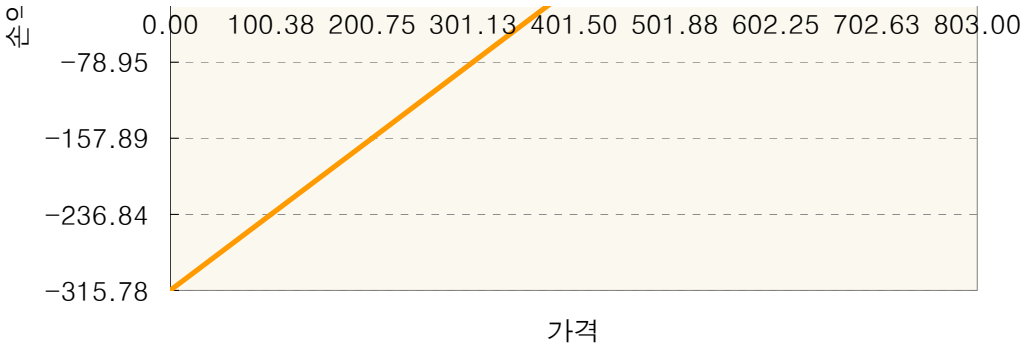

LAU1-LME Aluminum

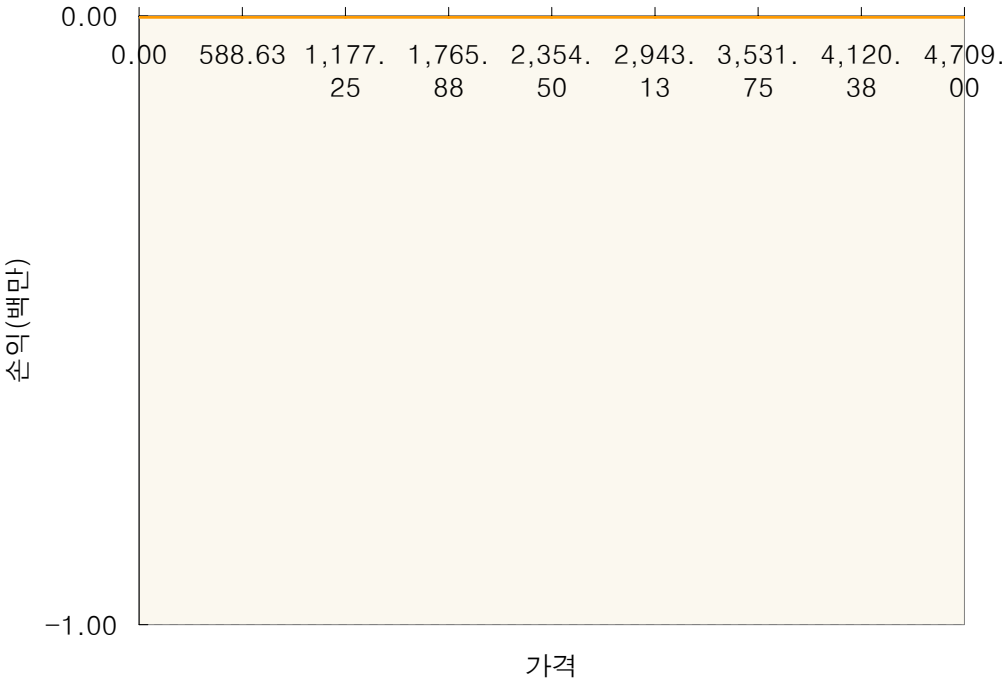

LAX1-LME Aluminum

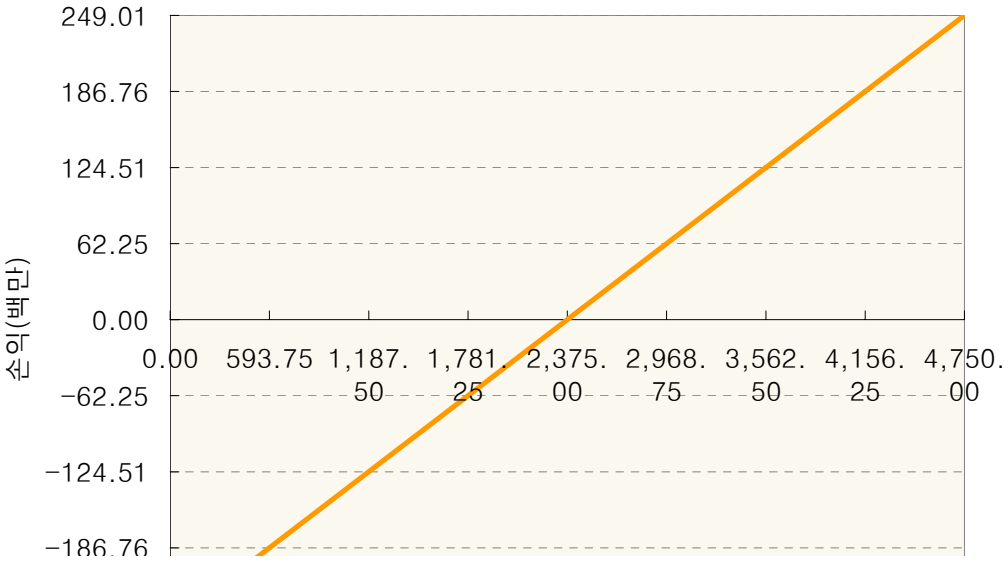

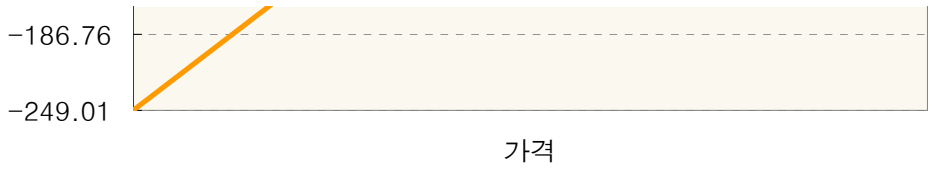

LNV1-LME Nickel



LNX1-LME Nickel

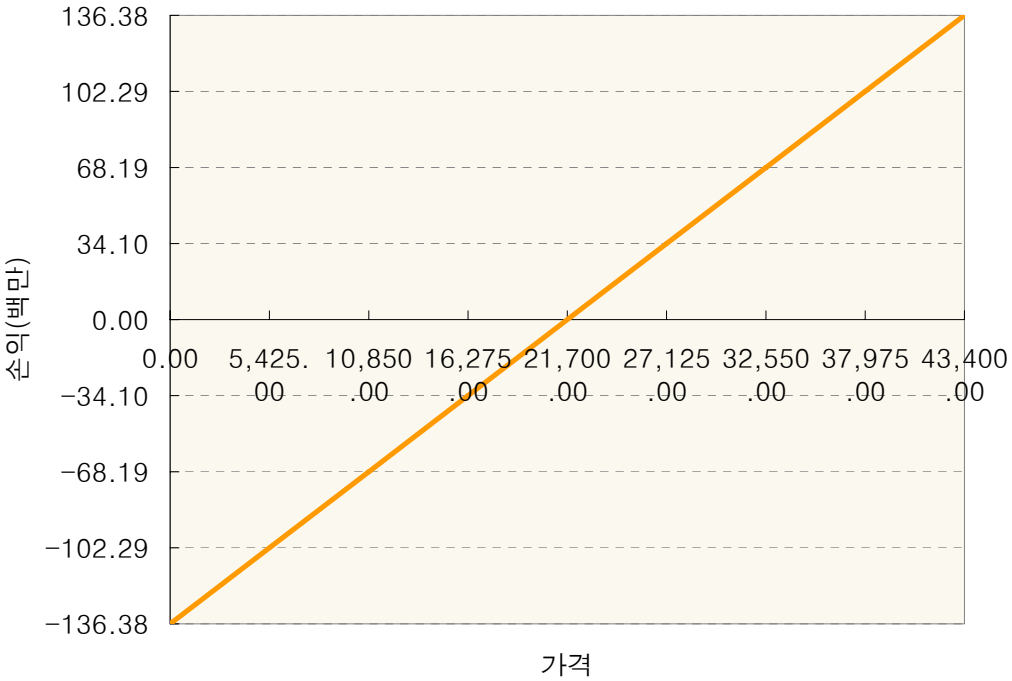

LXU1-LME Zinc



LXX1-LME Zinc

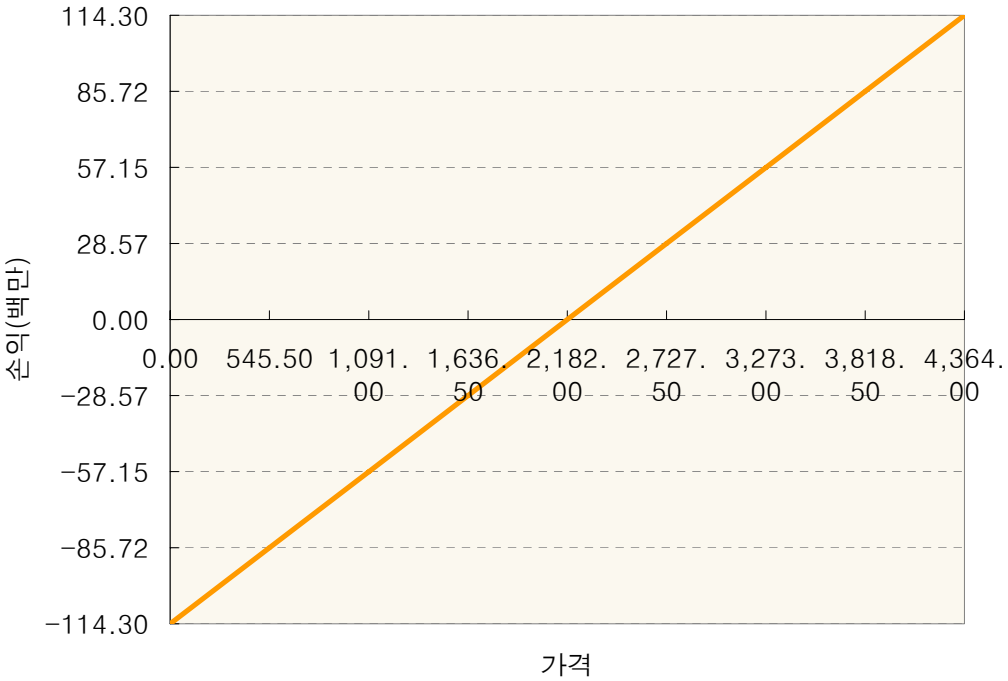

SIZ1-Comex Silver



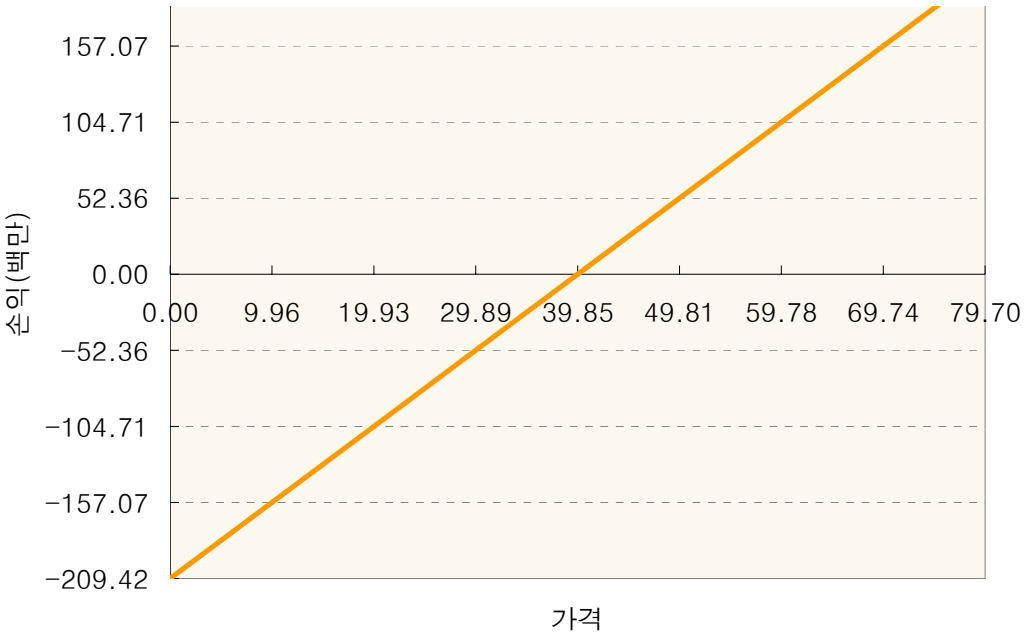

XGZ1-MINI GOLD FUTURE

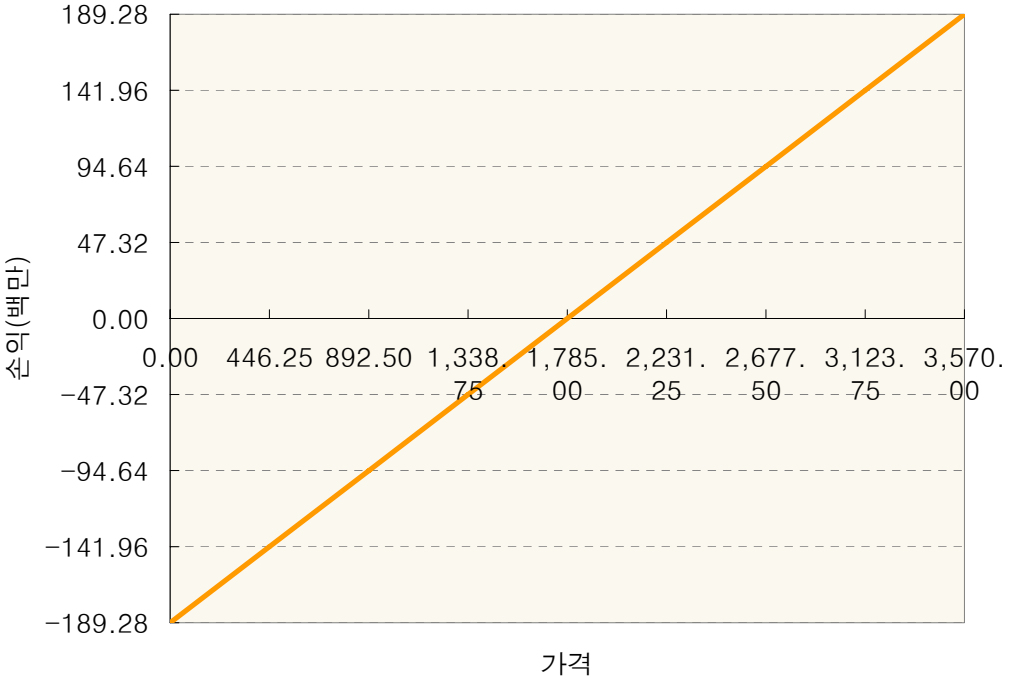

YSZ1-MINI SILVER FUT Decl11



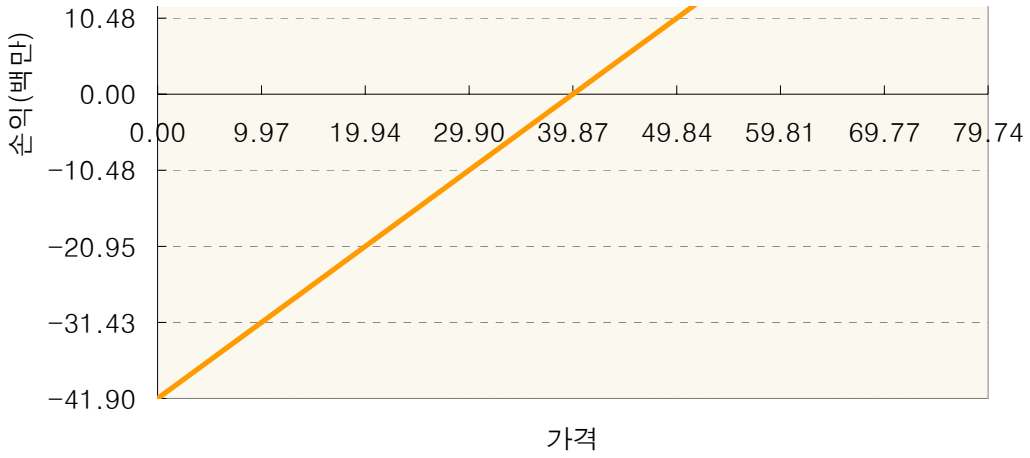

3. 시나리오별 손익구조변동(최대손실예상금액)

(단위:백만원)

GCZ1	Gold (OFF)	46
HGZ1	High Grade Copper	25
LAU1	LME Aluminum	4
LAX1	LME Aluminum	20
LNV1	LME Nickel	2
LNX1	LME Nickel	11
LXU1	LME Zinc	3
LXX1	LME Zinc	9
SIZ1	Comex Silver	17
XGZ1	MINI GOLD FUTURE	15
YSZ1	MINI SILVER FUT Decl11	3

4. 파생상품의 최대손실예상금액(VaR : 99%유의수준,10일기준)

(단위:백만원)

183

공시일	2011-08-18
기준일	2011-08-17

에너지인덱스플러스모(채권-파생형)

1. 계약금액

(단위:백만원)

구분	거래대상	거래유형	매수(1)	매도(2)	순포지션(1-2)	비고
신규	유가증권	선물	0	0	0	
누계	유가증권	선물	3,239	0	3,239	

2. 만기시점의 손익구조

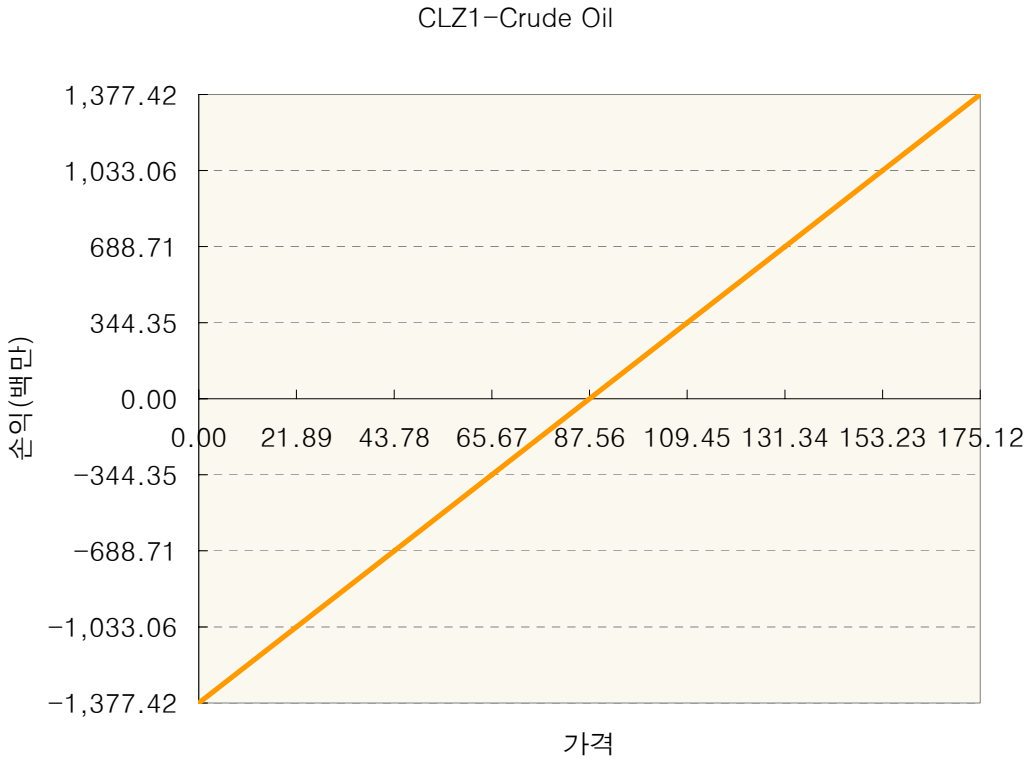

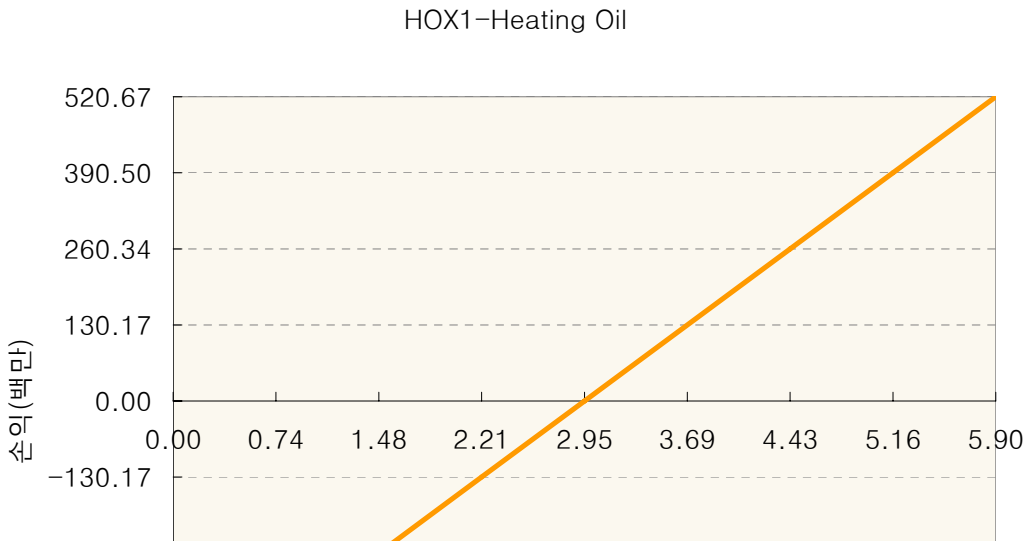



NGZ1-Natural Gas

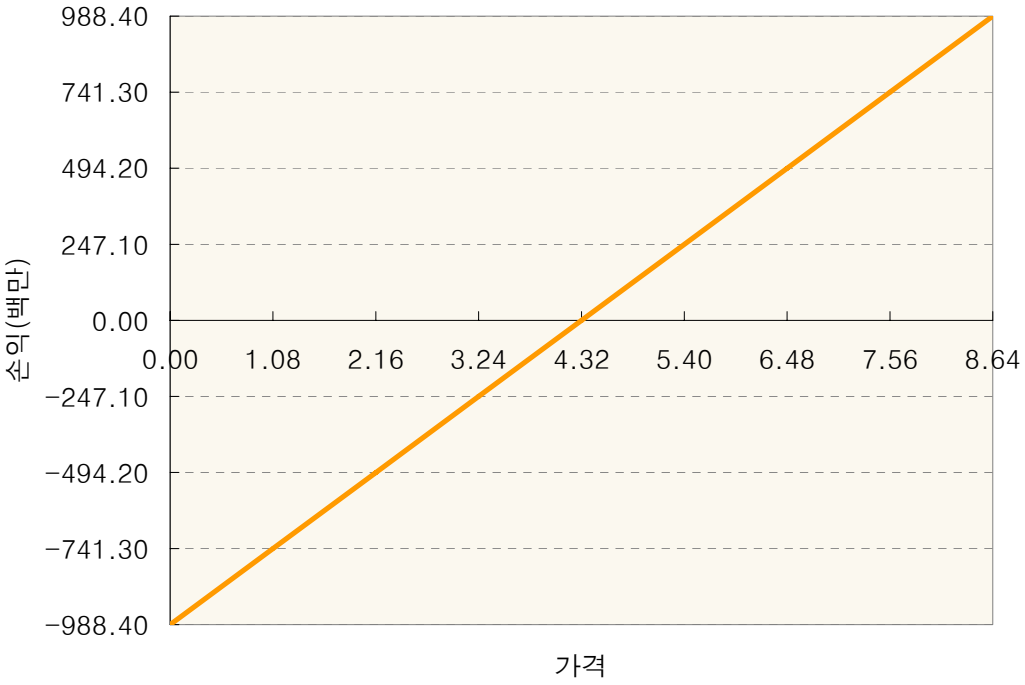

XBX1-RBOB Gasoline

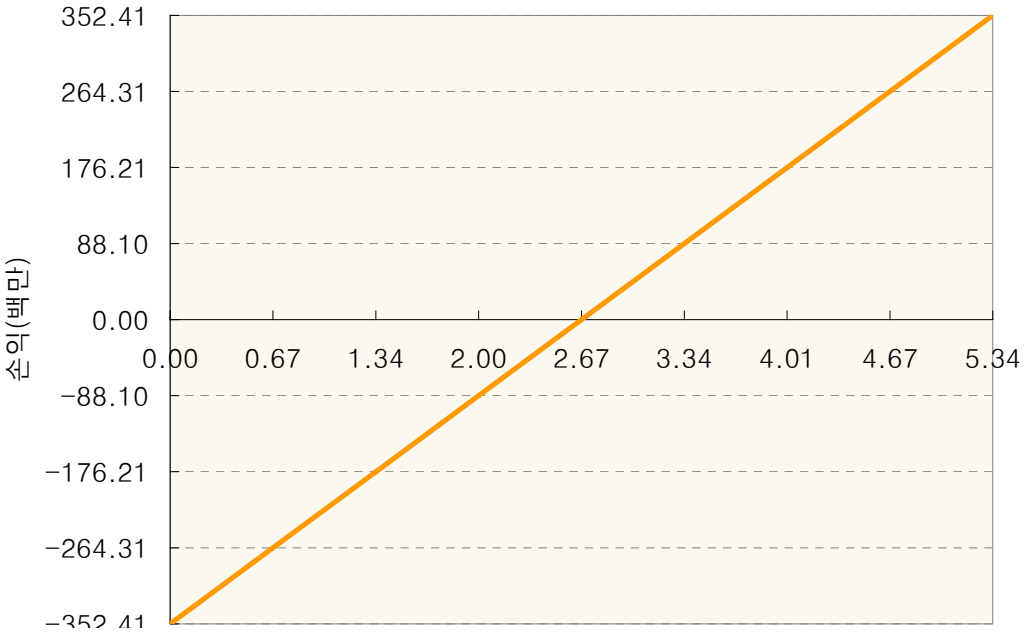



3. 시나리오별 손익구조변동(최대손실예상금액)		(단위:백만원)
CLZ1	Crude Oil	110
HOX1	Heating Oil	42
NGZ1	Natural Gas	79
XBX1	RBOB Gasoline	28

4. 파생상품의 최대손실예상금액(VaR : 99%유의수준,10일기준)	(단위:백만원)
	440

공시일	2011-08-18
기준일	2011-08-17

애그리컬쳐인덱스플러스모(채권-파생형)

1. 계약금액

(단위:백만원)

구분	거래대상	거래유형	매수(1)	매도(2)	순포지션(1-2)	비고
신규	유가증권	선물	0	0	0	
누계	유가증권	선물	19,688	0	19,688	

2. 만기시점의 손익구조

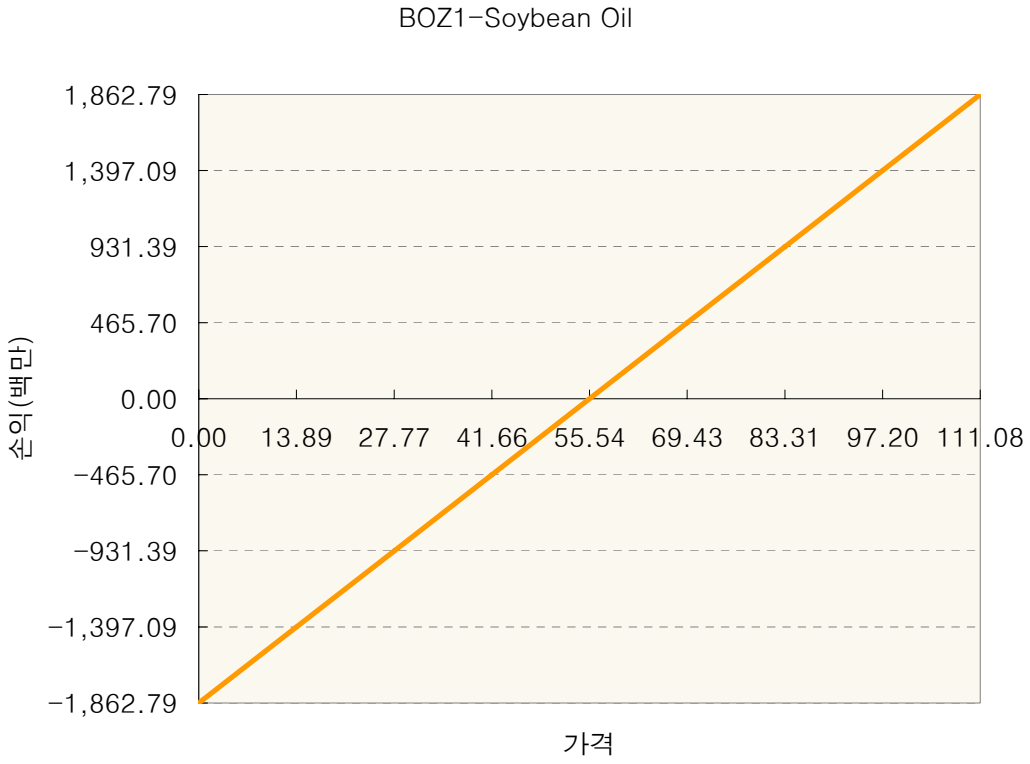

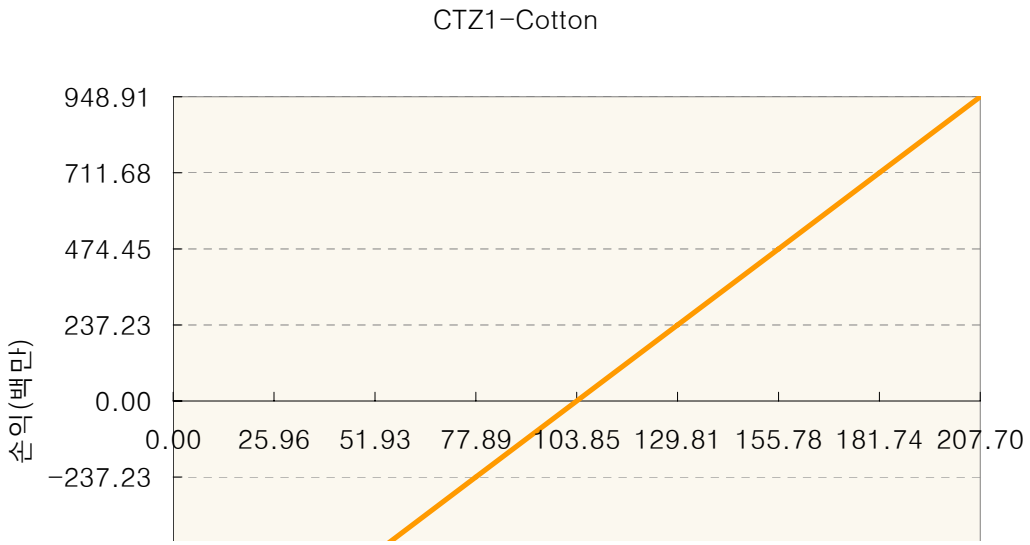



CZ1-Corn

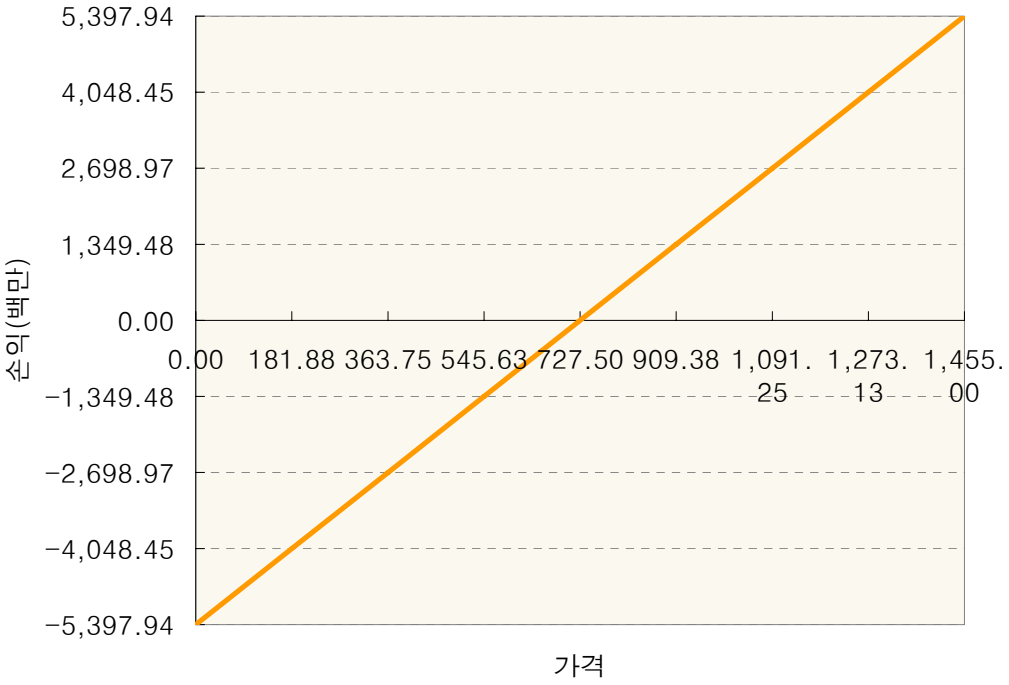

KCZ1-COFFEE"C"ELEC

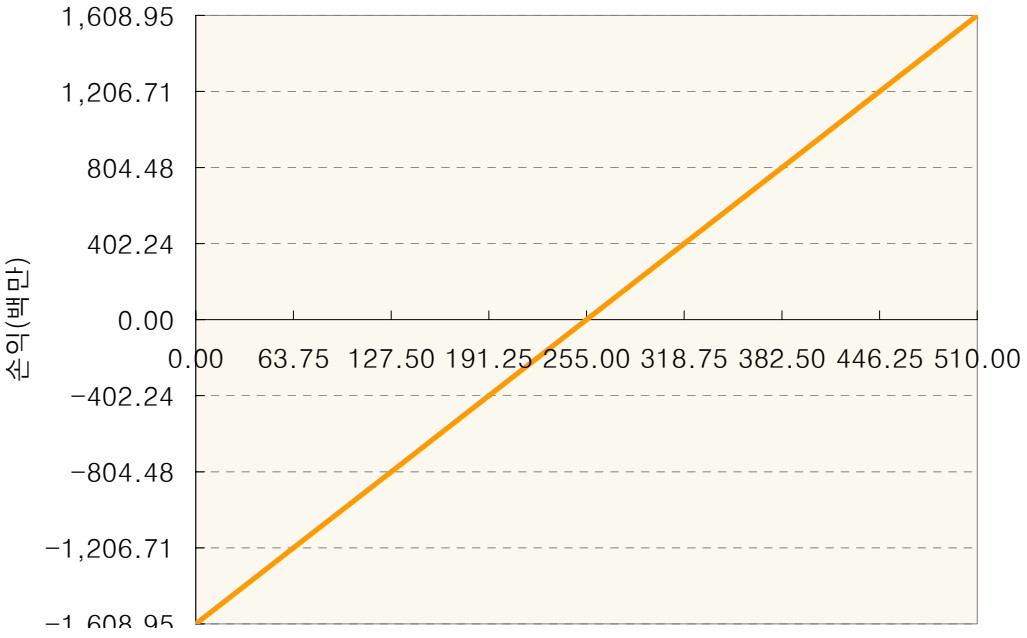

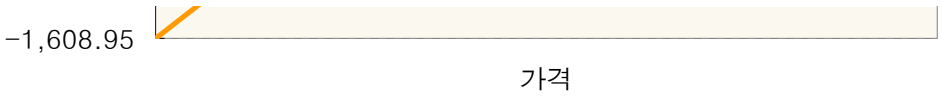

SBV1-Sugar No11

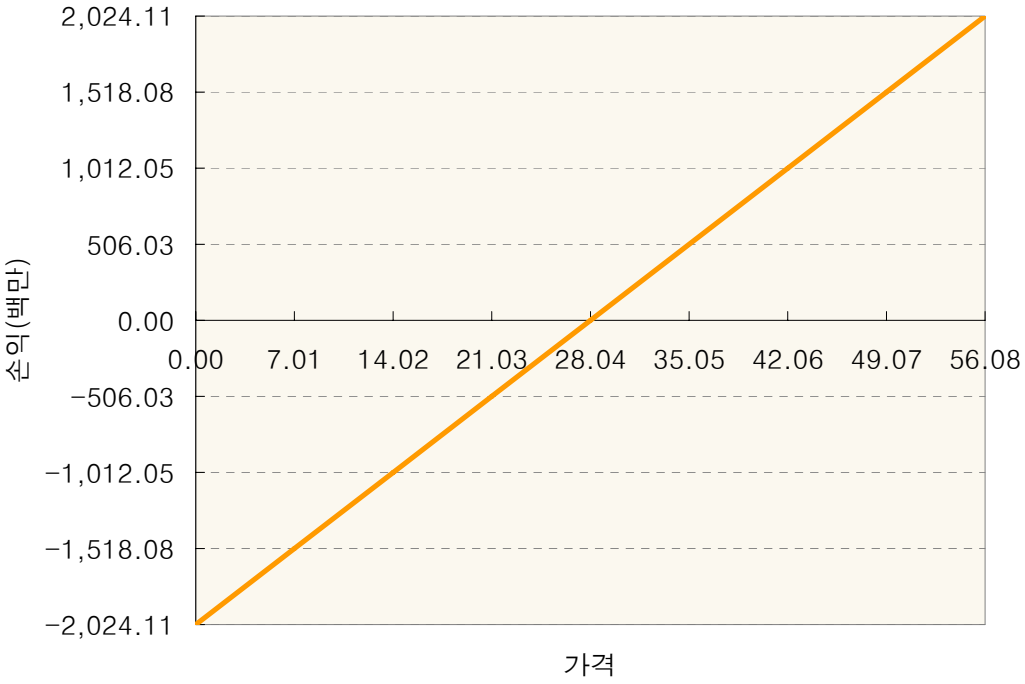

SX1-Soybean

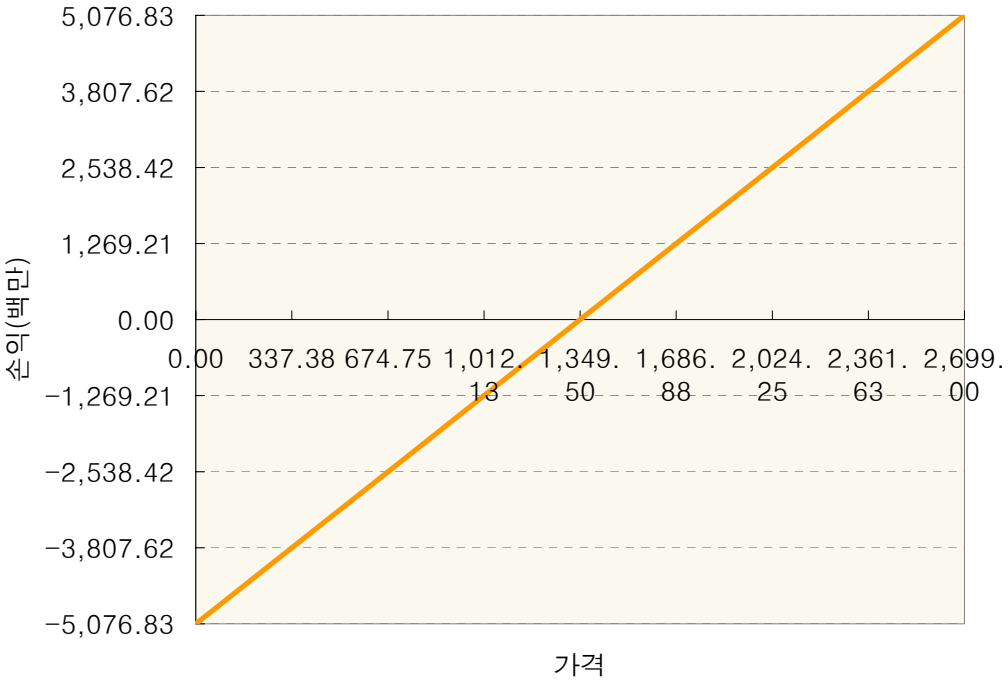

WZ1-Wheat

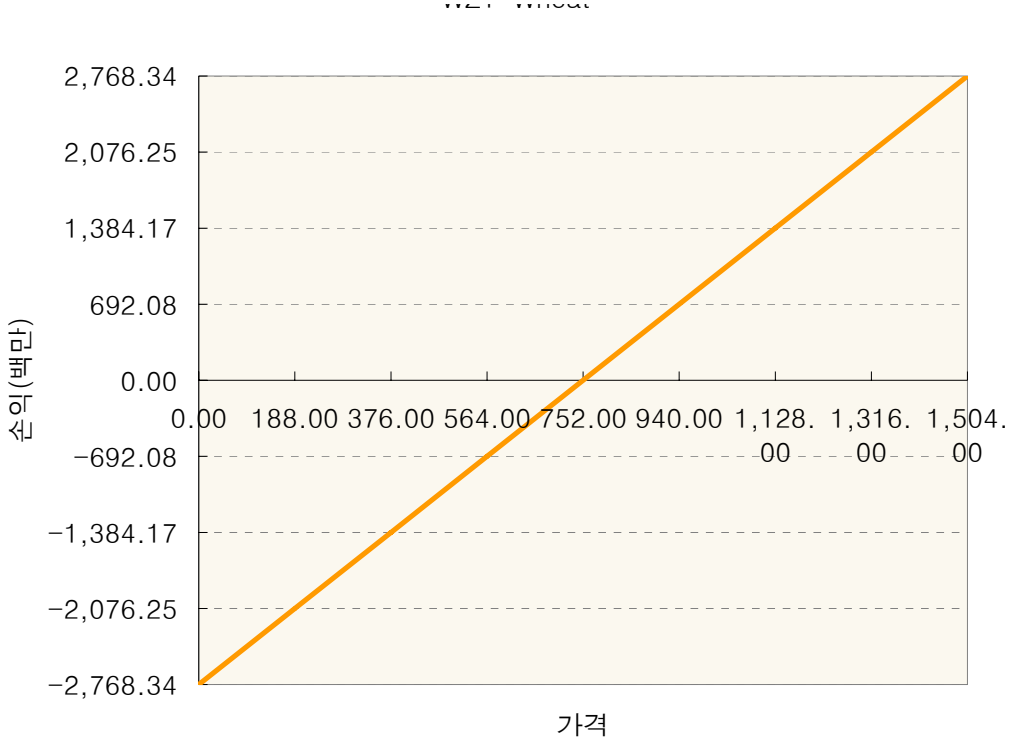

3. 시나리오별 손익구조변동(최대손실예상금액)

(단위:백만원)

BOZ1	Soybean Oil	149
CTZ1	Cotton	76
CZ1	Corn	432
KCZ1	COFFEE"C"ELEC	129
SBV1	Sugar No11	162
SX1	Soybean	406
WZ1	Wheat	221

4. 파생상품의 최대손실예상금액(VaR : 99%유의수준,10일기준)

(단위:백만원)

2,483